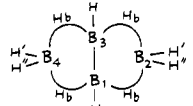
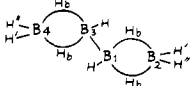


Table I. Optimized Distances (Å) for B₄H₁₀ Structures

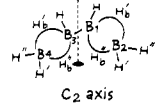
C_{2v}, Known Structure (I)



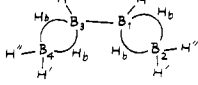
B ₁ B ₃	1.7326 (1.718) ^a	B ₂ H'	1.1813
B ₁ B ₂	1.9017 (1.854)	B ₁ H''	1.1841
B ₂ B ₄	2.8510	B ₁ H _b	1.2477 (1.428)
B ₁ H	1.1770	B ₂ H _b	1.4296 (1.425)

C_{2h} Bis(diborane) Structure (II)


B ₁ B ₃	1.7032	B ₂ H'	1.1831
B ₁ B ₂	1.8020	B ₂ H''	1.1827
B ₂ B ₃	3.0526	B ₁ H _b	1.3208
B ₂ B ₄	4.7150	B ₂ H _b	1.2170
B ₁ H	1.1866		

C₂ Bis(diborane) Structure (III)


B ₁ B ₃	1.6973	B ₂ H''	1.1827
B ₁ B ₂	1.7975	B ₁ H _b '	1.3224
B ₂ B ₃	3.0662	B ₁ H _b ''	1.3245
B ₂ B ₄	4.0371	B ₂ H _b '	1.3146
B ₁ H	1.1872	B ₂ H _b ''	1.3114
B ₂ H'	1.1838	HB ₁ B ₃ H	67.3°

C_{2v} Bis(diborane) Structure (IV)


B ₁ B ₃	1.7132	B ₂ H'	1.1826
B ₁ B ₂	1.8023	B ₂ H''	1.1823
B ₂ B ₃	3.1098	B ₁ H _b	1.3214
B ₂ B ₄	3.7490	B ₂ H _b	1.3159
B ₁ H	1.1865		

^a Experimental values in parentheses are from: Simmons, N. P. C.; Burg, A. B.; Beaudet, R. A. *Inorg. Chem.* 1981, 20, 533.

polarization and configuration interaction corrections in order to obtain the last column. In a previous study of eight molecules¹⁰ (H₂O, NH₃, N₂, F₂, B₂H₄, BH₃...H₂, BH₃, and B₂H₆) we have shown that addition of these two corrections gives very nearly the same result as a full calculation in which both polarization and MP3 correlation corrections are included. The cost of doing both in B₄H₁₀ is prohibitive at the present time.

Our results show that the observed structure is more stable than the *gauche*-bis(diborane) structure by only 2.7 kcal/mol (Table II, last column). It is likely that further corrections for electron correlation will increase the relative stability of the observed structure as predicted by theory. Further study is required to determine whether the bis(diborane) structures lie in local minima relative to the observed structure and whether they are involved in chemical properties of B₄H₁₀.

Correlation corrections account for about 40–45% of the dissociation energy of B₂H₆ to 2 BH₃ molecules. The Hartree-Fock limit is about 20 kcal/mol,^{11,12} and the theoretical

Table II. Energies of B₄H₁₀ Structures Relative to the Observed Form^a

	6-31G	6-31G*	MP3/6-31G	6-31G* + MP3/6-31G
obsd (<i>C_{2v}</i>)	0	41.85	204.32	246.17
	(0)	(0)	(0)	(0)
<i>gauche</i> -bis(diborane)	0	43.14	193.42	236.56
(<i>C₂</i>)	(-6.92)	(-8.21)	(3.98)	(2.69)
<i>trans</i> -bis(diborane)	0	43.07	192.37	235.44
(<i>C_{2h}</i>)	(-6.26)	(-7.48)	(5.69)	(4.47)
<i>cis</i> -bis(diborane)	0	43.08	192.26	235.34
(<i>C_{2v}</i>)	(-4.64)	(-5.87)	(7.42)	(6.19)

^a A negative number in parentheses means stability with respect to the observed structure of B₄H₁₀. All energies are in kcal/mol. Values not in parentheses are energy lowerings relative to the 6-31G basis as zero for each separate geometry. The last column is obtained by addition of corrections of the second and third columns. Values in parentheses are referred to the zeros of energy for the observed geometry at each level of approximation. The total energy of the observed (*C_{2v}*) structure for B₄H₁₀ is 104.390 070 hartrees.

value¹² including correlation is 36.6 kcal/mol in agreement with the experimental value¹³ of 35.5 kcal/mol. Correlation corrections favor more highly bridged structures of B₃H₇ and B₄H₈,¹⁴ are required in the isomerization of hypothetical B₄H₄¹⁵ and in distinguishing relative stabilities of classical and nonclassical isomers,¹⁶ and may yet favor the *C₁*¹⁷ vs. the *C_s*¹⁸ structure of B₅H₁₁. Also correlation will be required for a theoretical understanding of the pyrolysis reaction, which yields higher hydrides from diborane.

Finally, we have yet to find the limitation to the additivity of polarization and configuration interaction corrections. We anticipate that difficulties will occur when heavier elements and metastable states are studied.

Acknowledgment. We thank the National Science Foundation (Grant No. CHE7719899) for support of this research and acknowledge NSF Grant PCM 77-11398 for the computational laboratory. We are grateful to J. A. Pople for his generosity in making the GAUSSIAN 80 program available as well as to D. A. Kleier for the PRDDO results and to J. Simons for communicating a study of B₄H₁₀ to us.

Registry No. B₄H₁₀, 18283-93-7.

- (13) Mappes, G. W.; Friedman, S. A.; Fehlner, T. P. *J. Phys. Chem.* 1970, 74, 3307.
 (14) Pepperberg, I. M.; Halgren, T. A.; Lipscomb, W. N. *Inorg. Chem.* 1977, 16, 363.
 (15) Kleier, D. A.; Bicerano, J.; Lipscomb, W. N. *Inorg. Chem.* 1980, 19, 216.
 (16) Camp, R. M.; Marynick, D. S.; Graham, G. D.; Lipscomb, W. N. *J. Am. Chem. Soc.* 1978, 100, 6871.
 (17) Huffman, J. C. Ph.D. Thesis, University of Indiana, 1974.
 (18) Pepperberg, I. M.; Dixon, D. A.; Lipscomb, W. N.; Halgren, T. A. *Inorg. Chem.* 1978, 17, 587.

Gibbs Chemical Laboratories
 Harvard University
 Cambridge, Massachusetts 02138

Michael L. McKee
 William N. Lipscomb*

Received March 9, 1981

Correct Assignment of Stretching Frequencies of Tetraoxometalates in Unusual Oxidation States

Sir:

Recently, an interesting paper was published on the CaO-Cr₂O₃-O₂ system¹ in which an incorrect assignment for the

(10) Lipscomb, W. N.; McKee, M. L. *J. Am. Chem. Soc.* 1981, 103, 4673.

(11) Marynick, D. S.; Hall, J. H., Jr.; Lipscomb, W. N. *J. Chem. Phys.* 1974, 61, 5460.

(12) Ahlrichs, R. *Theor. Chim. Acta* 1974, 35, 59.

stretching frequencies of the CrO_4^{3-} ion has been given.

This renews a problem which has not been always clearly understood and has contributed to many controversies and misunderstandings. Although it is essentially a spectroscopic problem, it is of great interest to many inorganic chemists dealing with oxoanions of the transition elements and those in unusual oxidation states in particular.

The fact that the $\nu_1(\text{A}_1)/\nu_3(\text{F}_2)$ frequency ratio for MO_4^{n-} species apparently shows erratic variations (for example, in the cases of VO_4^{3-} , WO_4^{2-} , or ReO_4^- , ν_1 lies at higher frequency than ν_3 , whereas for MnO_4^- , CrO_4^{2-} , or RuO_4 , the opposite behavior is observed) was the principal reason for the numerous misassignments made some time ago.

More than ten years ago, during a systematic investigation of the vibrational behavior of tetraoxometalates, we found that the variations of the ν_1/ν_3 frequency ratio could be correlated with the mass and the oxidation number of the central atom,^{2,3} and we were also able to justify our findings with the aid of a very simple theoretical model.

The fact that these results have been published in a journal of restricted circulation has probably limited their diffusion, although they were included later in a review on the vibrational spectra of chalcogenometalates of the transition elements published in ref 4.

So that these results can be diffused definitively, the basic rules should be newly reformulated, as follows.

(1) For ions with the central atom belonging to the same group of the periodic system and possessing the same charge, the ratio ν_1/ν_3 increases with the mass of the central atom (for example, the ratio for ReO_4^- is larger than that for MnO_4^-).

(2) For a given central atom, the ν_1/ν_3 ratio grows with increasing charge of the anion (for example, it must be larger for CrO_4^{3-} than for CrO_4^{2-} , which are the species discussed in the paper of ref 1).

(3) For isoelectronic ions where the central atom mass remains approximately constant, the ratio ν_1/ν_3 increases with the increasing charge of the anion (for example, it is larger for WO_4^{2-} than for ReO_4^-).

(4) The ν_1/ν_3 ratio remains practically constant for ions of the same period and charge (for example, ν_1/ν_3 values are practically identical for CrO_4^{2-} , MnO_4^{2-} , and FeO_4^{2-}).

These rules can be extended to thio and seleno anions of the transition elements³⁻⁵ and are also applicable to oxo and thio anions of the main-group elements.⁶

The fact that the well-known and widely used book of Nakamoto quotes, even in his last edition,⁷ some incorrect values and misassignments for species of the discussed type has probably contributed, to some extent, to the delay of recognition of the correct relations between the ν_1 and ν_3 vibrations.

Finally, it should be remembered that similar rules which facilitate the assignment in the deformation region ($\nu_2(\text{E})$ and $\nu_4(\text{F}_2)$ species) of tetraoxometalates are also well established.^{8,9}

We hope that these brief comments will help solve definitively the assignment problems for these species.

Area de Química Inorgánica
Facultad de Ciencias Exactas
Universidad Nacional de La Plata
1900-La Plata, Argentina

E. J. Baran

Received May 12, 1981

Convenient Procedure for the Conversion of Sodium Borohydride into Lithium Borohydride in Simple Ether Solvents

Sir:

Treatment of suspended sodium borohydride with lithium bormide in ethyl ether or tetrahydrofuran provides solutions of lithium borohydride readily separated from the precipitated sodium bromide. The heterogeneous metathesis is facilitated either by magnetic stirring or by mechanical stirring with glass beads present. This development makes lithium borohydride readily available from economical, readily available reagents.

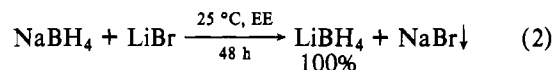
In contrast to sodium borohydride, lithium borohydride is easily soluble in simple ether solvents such as ethyl ether and tetrahydrofuran.¹ Such solutions possess valuable reducing properties.² Unfortunately, commercial lithium borohydride is relatively expensive.³ Moreover, there are problems in handling the solid.⁴ There would be advantages to a procedure which would provide solutions of lithium borohydride in ethyl ether or tetrahydrofuran without the need for isolating or handling the solid.

Sodium borohydride is significantly soluble in isopropylamine,⁵ ethanol,⁶ isopropyl alcohol,¹ and diglyme¹, and lithium borohydride has been prepared by metathesis with lithium chloride in all of these solvents^{1,5,6} (eq 1). Unfortunately, it



requires high temperatures to remove isopropylamine or diglyme from the lithium borohydride. More seriously, lithium borohydride undergoes fairly rapid hydrolysis in the alcohol solvents.¹ It appeared desirable to find a means of achieving the metathesis in EE or THF, solvents very commonly used for reductions.

No significant reaction was observed between sodium borohydride and lithium chloride vigorously stirred magnetically as suspensions in ethyl ether at 25 °C or reflux (35 °C). Both salts are essentially insoluble in this solvent, and this evidently provides a major hurdle for the metathesis reaction. On the other hand, lithium bromide and lithium iodide are soluble in ethyl ether.⁷ Indeed, these reactions proved much more favorable, proceeding to essential completion in 48 h at 25 °C (eq 2). At reflux the reactions appeared to be essentially



(1) El-Rafei, E. A. *Inorg. Chem.* 1981, 20, 222.

(2) Baran, E. J. Ph.D. Thesis, Universidad Nacional de La Plata, 1967.

(3) Müller, A.; Baran, E. J.; Aymonino, P. J. *An. Asoc. Quim. Argent.* 1968, 56, 85.

(4) Müller, A.; Baran, E. J.; Carter, R. O. *Struct. Bonding (Berlin)* 1976, 26, 81.

(5) Müller, A.; Schmidt, K. H.; Tytko, K. H.; Bouwma, J.; Jellinek, F. *Spectrochim. Acta, Part A* 1972, 28A, 381.

(6) Baran, E. J. *Z. Naturforsch. A* 1972, 27, 1000.

(7) Nakamoto, K. "Infrared and Raman Spectra of Inorganic and Coordination Compounds", 3rd ed.; Wiley: New York, 1978.

(8) Weinstock, N.; Schulze, H.; Müller, A. *J. Chem. Phys.* 1973, 59, 5063.

(9) Müller, A.; Weinstock, N.; Baran, E. J. *An. Asoc. Quim. Argent.* 1976, 64, 239.

(1) Brown, H. C.; Subba Rao, B. C. *J. Am. Chem. Soc.* 1956, 78, 2582.

(2) Nystrom, R. F.; Chaikin, S. W.; Brown, W. G. *J. Am. Chem. Soc.* 1949, 71, 3245.

(3) "Aldrich Catalog Handbook of Fine Chemicals", 1981-1982. "Alfa's Catalog of Research Chemicals and Materials", 1980-1981.

(4) For example, it has been reported that solid lithium borohydride has been known to flash on exposure to humid air (ref 2).

(5) Schlesinger, H. I.; Brown, H. C.; Hyde, E. K. *J. Am. Chem. Soc.* 1953, 75, 209.

(6) Kollonitsch, J.; Fuchs, O.; Gábor, V. *Nature (London)* 1954, 173, 126.

(7) Snover, J. H. Ph.D. Thesis, Purdue University Libraries, 1960.